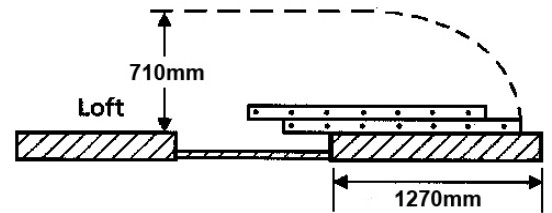
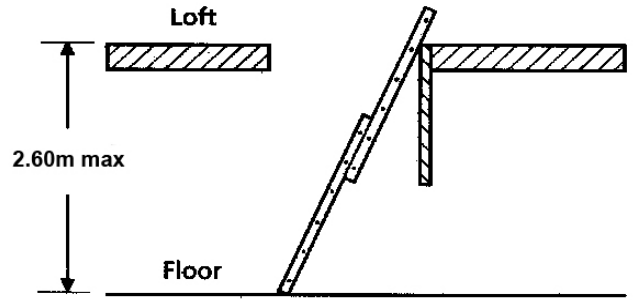
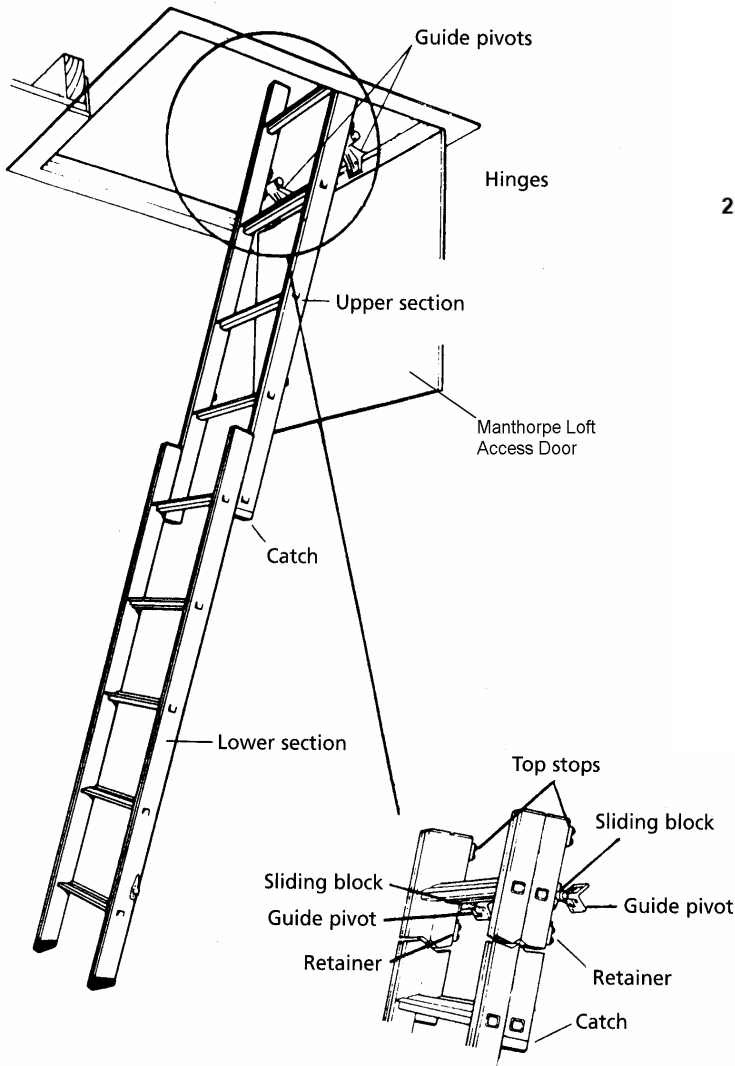


2 Section Loft Ladder

CODE **GL256**



Description:

This 2 Section Loft Ladder provides an effective solution to loft access when combined with a GL250 loft access door. The robust two sections, aluminium constructed unit is compact, lightweight and easy to fit.

Feature include: -

- Metal safety catch which prevents premature drop during smooth sliding ladder operation.
- Deep non slip Treads.
- Rubber feet for extra stability.

A complete fitting accessory pack and fitting instructions are supplied with each ladder, including operating pole.

PACKING DETAILS	Individual package in protective shrink film
MATERIAL	Aluminum
WEIGHT	5KG
MAX LOAD	150KG
STANDARD	EN14975:2006

MANTHORPE BUILDING PRODUCTS LTD
 MANTHORPE HOUSE
 BRITIAN DRIVE
 CODNOR GATE BUSINESS PARK
 RIPLEY
 DERBYSHIRE DE5 3ND

TEL: 01773 514 200
 FAX: 01773 514 262
 EMAIL: sales@manthorpe.co.uk
 WEB: www.manthorpe.co.uk

DRN M.C

Date 27.3.06

DRG No

Issue

The company maintains a policy of continuous development of its product range and reserves the right to amend the specification without notice.

MBP 8187

B